

VIDEO ENTRY SECURITY, MK & KA Series SUB AUDIO STATION

Model: **MK-1SD/B**

INSTALLATION & OPERATION MANUAL

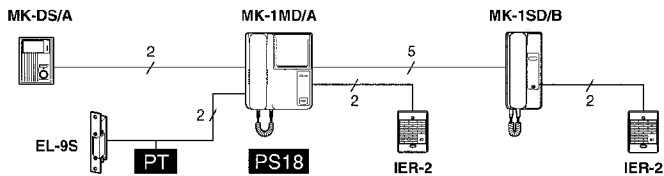
1 SYSTEM OUTLINE & COMPONENTS

MK-1SD/B sub audio station is used as a second room station for MK & KA video entry security intercoms. It answers the door station and activates door strike. Call extension is optional for each room station.

■ Package Contents

- Sub station **MK-1SD/B**
- Mounting bracket
- Packet of screws
- Installation & Operation Manual

● MK-1MD/A DOOR SENTRY

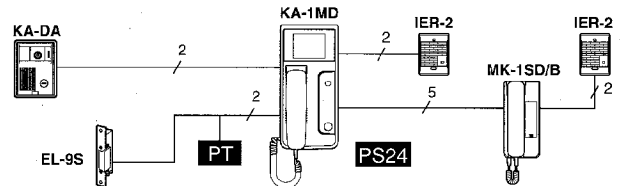


Video door station
Monitor station
Sub station
Power supply

Call extension
Door strike

MK-DS/A
MK-1MD/A
MK-1SD/B
PS-18YC/A, PS-18YE
PS-18ME
IER-2 per room
EL-9S (*)

● KAS-1ED COLOR SENTRY



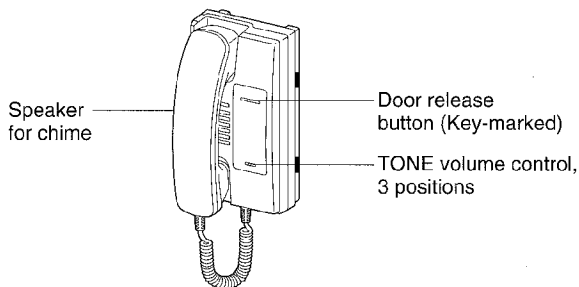
KA-DA
KA-1MD
MK-1SD/B
PS-24E, PS-24ME

IER-2 per room
EL-9S (*)

(*) Requires a separate AC transformer PT-1210N in USA.

2 NAMES & FEATURES

● MK-1SD/B



● FEATURES

- Answers video door station, and activates door strike.
- Chime tone from speaker with adjustable volume to 3 positions.
- Call extension IER-2 (can be added to each).
- Single-gang wall mounting.

3 INSTALLATION & WIRING

★ Before actually mounting MK-1SD/B, the contents of MK-1MD/A & KAS-1ED Manuals must be thoroughly read and understood.

■ Second room station

MK-1MD/A or KA-1MD allows one MK-1SD/B to be included in a system. For Door Sentry system, the second room station can be either the MK-1MD/A or MK-1SD/B (not both).

■ Mounting location

MK-1SD/B should be used in wall-mounted applications only.

■ Cable

Use a max. 5-conductor cable non-twisted from main monitor station.

■ Chime extension IER-2

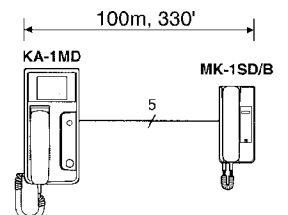
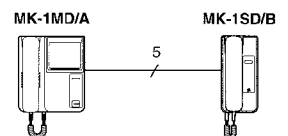
MK-1SD/B has S, S terminals to connect IER-2 chime extension with two wires.

■ Wiring distance

Max. distance of 100m, 330' is permitted from main monitor station to MK-1SD/B.

■ Wiring distance

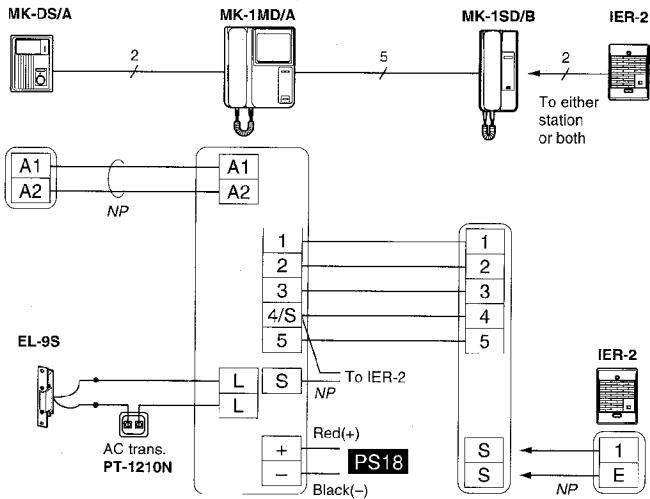
100m, 330'



(Cable size: 1.0mmφ, 18AWG used)

■ WIRING DIAGRAMS

1. MK-1MD/A system



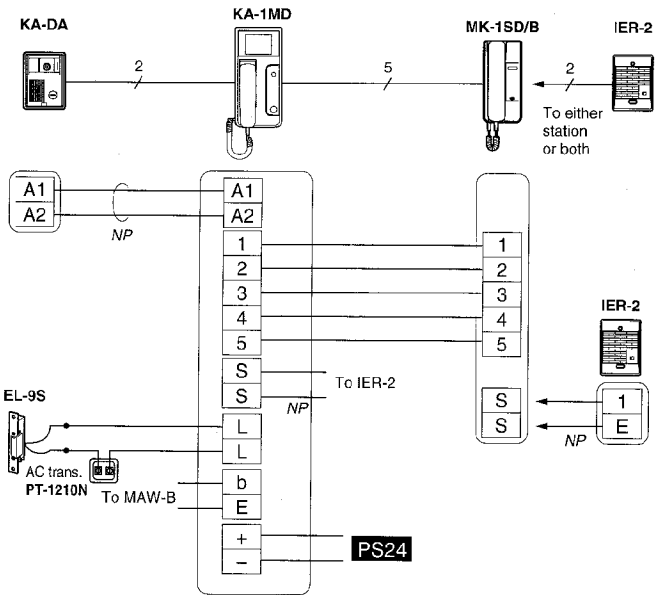
PS18 : PS-18YC/A or PS-18YE Red (+), Black (-), or PS-18ME.

1 ~ 4 : Calling & communication

5 : Door strike

Impedance-matching switch: **A** on MK-1MD/A.

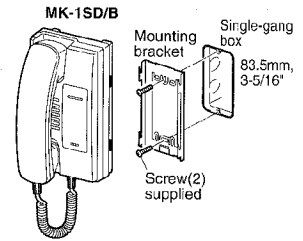
2. KAS-1ED system



PS24 : PS-24E or PS-24ME.

4 MOUNTING

1. Attach the mounting bracket to 1-gang box or wall.
2. Mount MK-1SD/B on the bracket, aligning at the marks. Pull MK-1SD/B downward until it properly locks.



5 OPERATIONS of MK-1SD/B

Receiving a call from door station

When call button is pushed on door station, it activates 4-tone chime on main monitor station (with image) and MK-1SD/B sub. Lift MK-1SD/B handset, if not answered by main monitor station. Call-in times out in 30 seconds. Even after 30 seconds, pick up MK-1SD/B handset to reply. The communication will be on for 2-1/2 minutes. To allow entry, press and hold down Key-marked button to activate door strike.

★ Main monitor station and MK-1SD/B cannot call each other. Hang up handset when the other station has answered the door station.

★ In standby mode, lifting MK-1SD/B handset will connect with door station.

6 TECHNICAL PRECAUTIONS

- **Temperature:** MK-1SD/B is rated to operate at temperatures between 0°C ~ 40°C (32°F ~ 104°F).
- **Communication:** At end of communication, replace handset on cradle properly. If not on the hook, call tone will ring and the channel is established to door for 2-1/2 minutes.
- **Cleaning:** Clean MK-1SD/B with a soft cloth dampened with neutral household cleanser. Never use any abrasive cleaner or cloth.

7 SPECIFICATIONS

- **Power source:** Supplied by main monitor station.
- **Call-in:** 4-tone chime, adjustable to 3 positions. 30 seconds timed.
- **Communication:** 2-1/2 minutes timed.
- **Wiring:** 4 conductors, communication only. 5 conductors (total), communication & door strike
- **Distance:** MK-1SD/B to main monitor

	0.65mmø	1.0mmø	22AWG	18AWG
Main monitor	0.65mmø	1.0mmø	22AWG	18AWG
To MK-1MD/A	50m	100m	165'	330'
To KA-1MD	50m	100m	165'	330'
- **Dimensions & weight:** 210H x 100W x 74D (mm) (8-1/4"H x 4"W x 3"D). 415g (0.91 lbs.) approx.

WARRANTY

Aiphone warrants its products to be free from defects of material and workmanship under normal use and service for a period of one year after delivery to the ultimate user and will repair free of charge or replace at no charge, should it become defective upon which examination shall disclose to be defective and under warranty. Aiphone reserves unto itself the sole right to make the final decision whether there is a defect in materials and/or workmanship; and whether or not the product is within the warranty.

This warranty shall not apply to any Aiphone product which has been subject to misuse, neglect, accident, or to use in violation of instructions furnished, nor extended to units which have been repaired or altered outside of the factory. This warranty does not cover batteries or damage caused by batteries used in connection with the product.

This warranty covers bench repairs only, and any repairs must be made at the shop or place designated in writing by Aiphone.

Aiphone will not be responsible for any costs incurred involving on site service calls.