

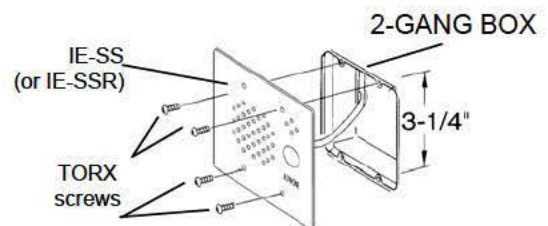
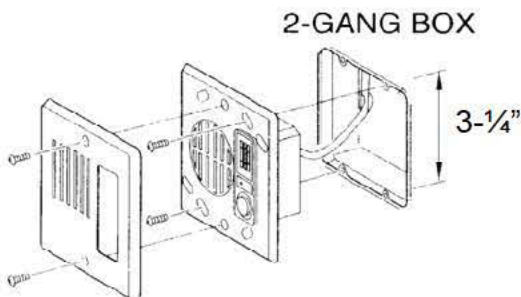


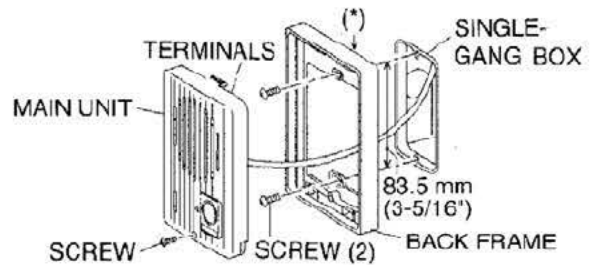

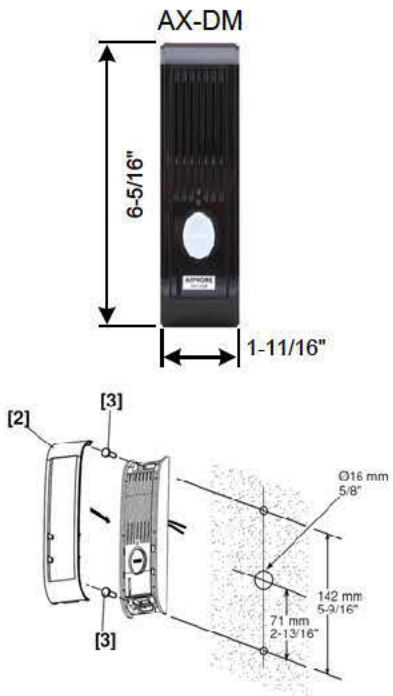
# AX-Series Audio Door Stations

AX-DM, IF-DA, IE-DC, IE-JA, IE-SS(R)

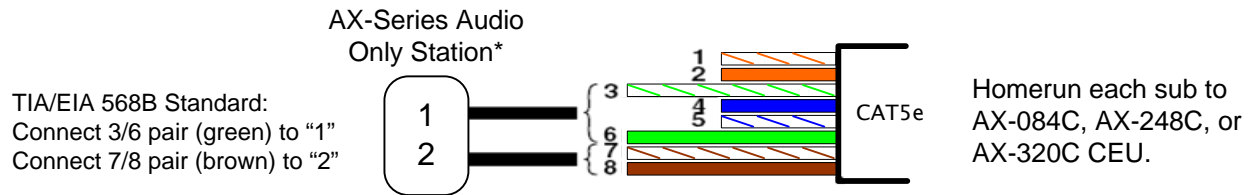
## - INSTRUCTIONS -

The AX-DM, IF-DA, IE-DC, IE-JA, IE-SS, and IE-SSR are exterior rated sub stations designed for use with the AX system. The AX-DM is a surface mount mullion mount door station. The IF-DA is surface mount and will mount to a single gang box or on any flat surface. The IE-JA, IE-SS, and IE-SSR door stations are flush mount and will mount into a standard 2 gang box or can be surface mounted using the SBX-2G.

### MOUNTING & INSTALLATION:



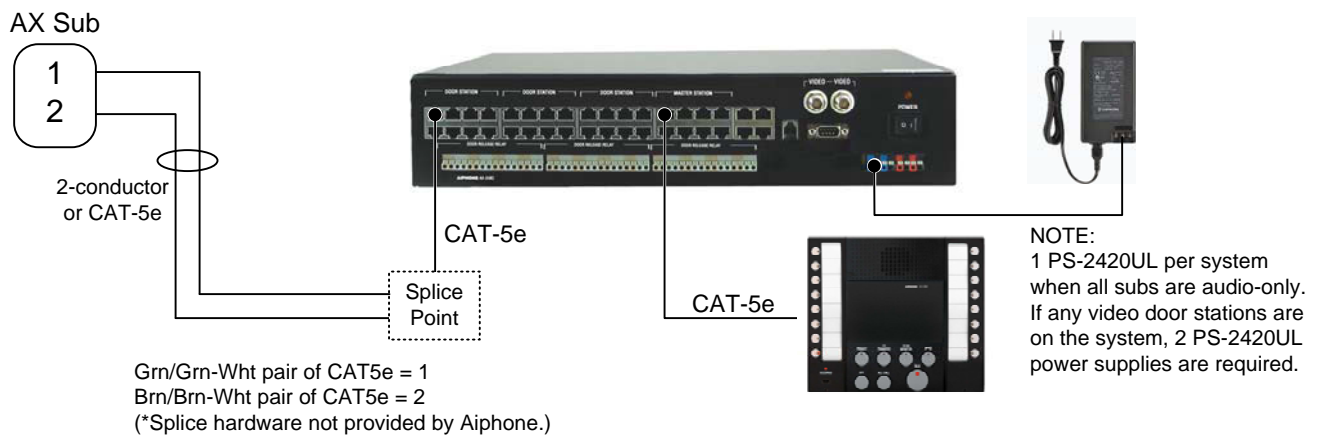
## WIRING DIAGRAM:



\* AX series door stations include: AX-DM, IF-DA, IE-DC, IE-JA, IE-SS, IE-SSR



Use your preferred method for splicing cables to interface a standard 2-conductor cable run from the door station to the CAT-5 cable and RJ45 jack, required for connection to the CEU.



## OPERATION:

- Door stations calling Master(s): Press call button on door station. Tone and LED light will be activated at the master station(s). Communication at master is Push-to-talk or VOX hands free. Communication at door station is always hands free reply. Press OFF at master to conclude.
- Master calling Door Station: Press door station's selector button on master. Press TALK to initiate, then speak via either Push-to-talk or VOX hands free. Press OFF to conclude.

## SPECIFICATIONS:

Power source:	Power provided by AX CEU (AX-084C, AX-248C)
Wiring Distance:	980' using CAT-5e
Dimensions:	AX-DM: 6-5/16" H x 1-11/16" W x 7/8" D IF-DA: 5-1/8" H x 3-7/8" W x 1-1/8" D IE-DC: 5-5/16" H x 4" W x 1-11/16" D IE-JA: 4-1/2" H x 4-9/16" W x 2" D IE-SS/SSR: 4-11/16" H x 4-11/16" W x 2" D

### NOTE:

Only information pertaining to the AX-DM, IF-DA, IE-DC, IE-JA, IE-SS and IE-SSR for use with the AX system is included here. For complete installation, wiring, programming and operational information, please refer to the AX Series Installation Manual, located on the CD that comes with the CEU, or on our web site.