

PanTilt Separate Camera Adaptor

Model; **MYW-CA** (Camera adaptor)

INSTALLATION MANUAL

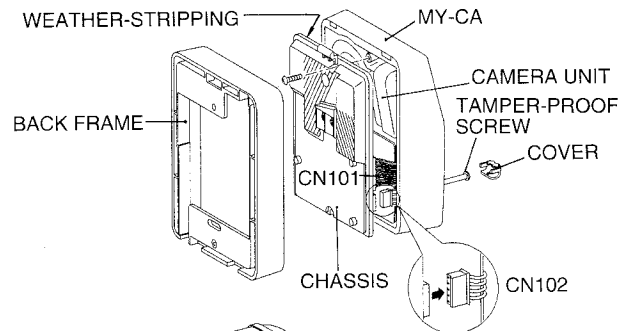
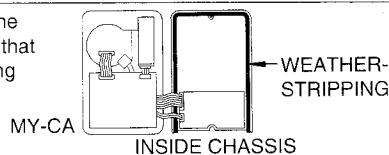
MYW-CA is a surface-mount box for attaching MY-CA PanTilt video door station inside, so that MY-CA can work as surveillance camera.

1 INSTALLATION — How to mount MY-CA into MYW-CA

1. Removing the MY-CA chassis;

Loosen the tamper-proof screw on front case, and remove the back frame. Unscrew at one point, and open the chassis. Pull off CN102 connector, and then reattach the chassis.

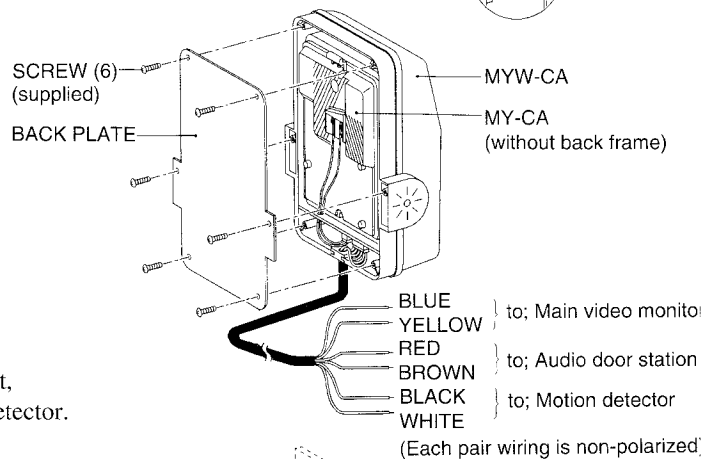
When reattaching the chassis, be careful that the weather-stripping (string) should rest attached.



2. Connecting two leads to MY-CA;

Locate the MY-CA unit inside the MYW-CA box. Connect two black and white leads to A1, A2 terminals on MY-CA. Wiring is non-polarized. Attach back plate with all 6 screws securely.

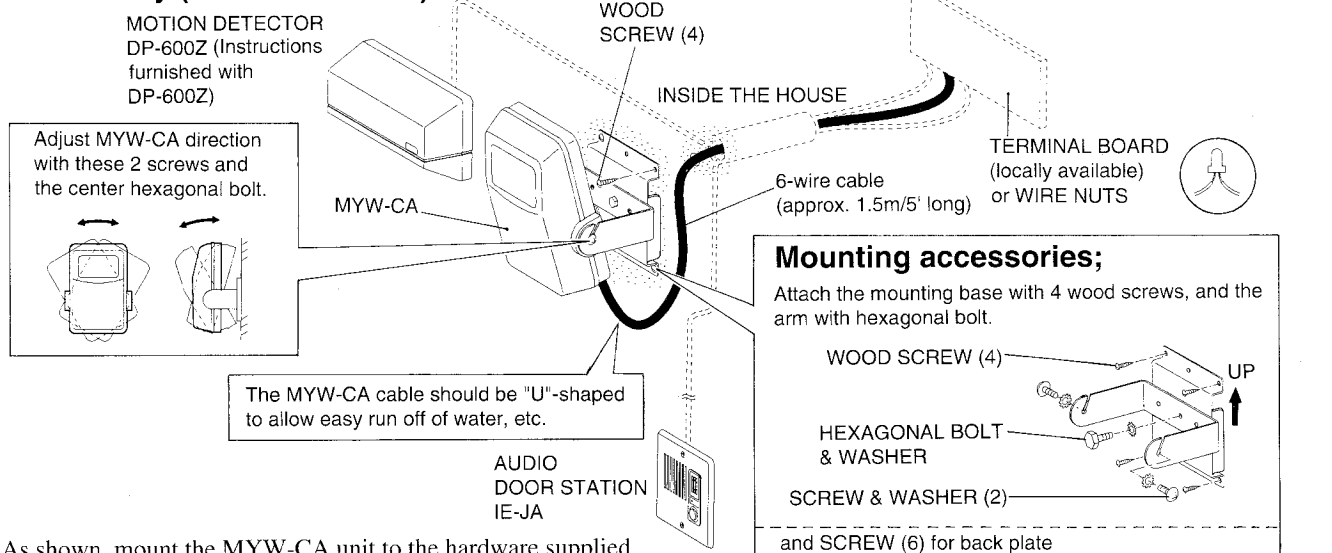
Remove a seal on camera cover before mounting MY-CA. Be careful not to scratch the cover surface. To clean, use soft cloth.



3. Installing the MYW-CA unit;

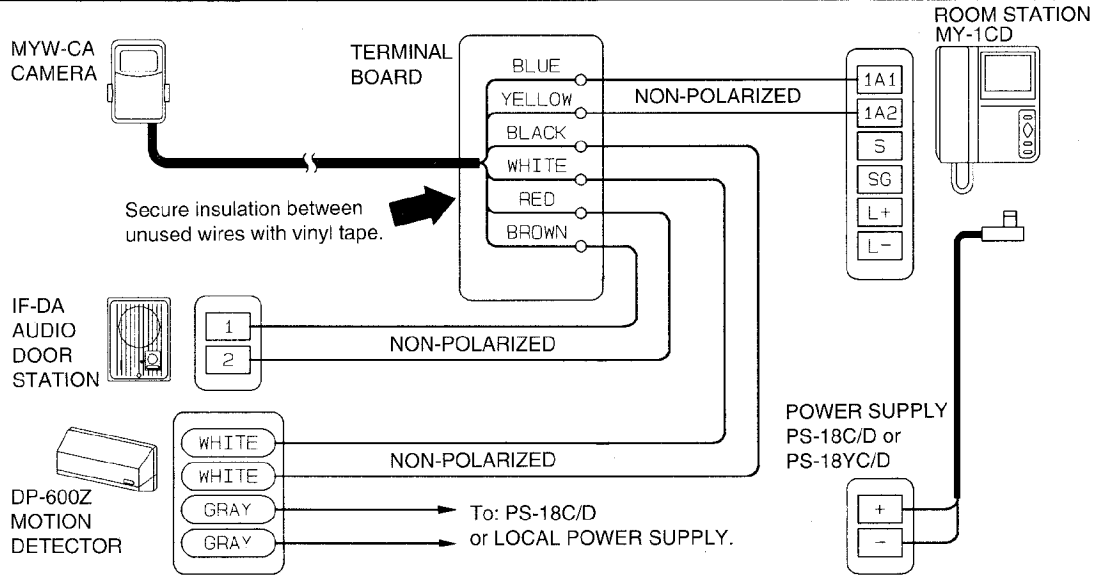
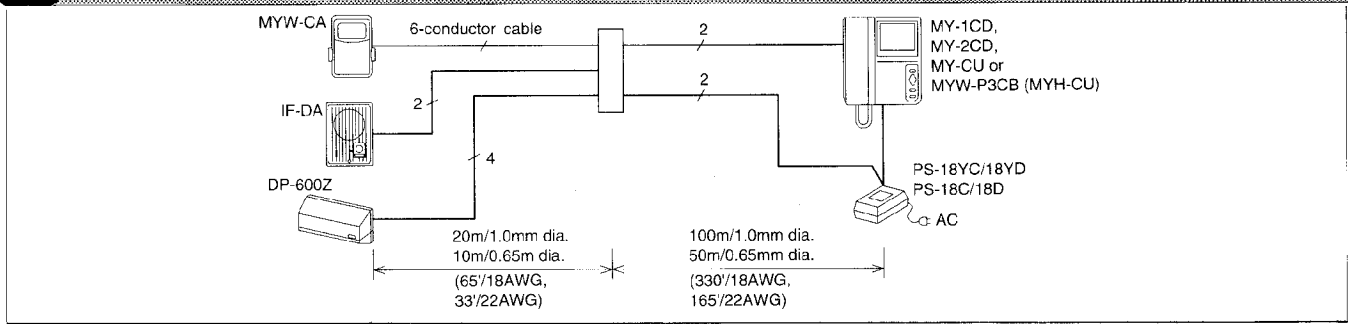
This shows an installation example of MYW-CA camera unit, along with IE-JA audio door station, and DP-600Z motion detector.

At the entry (under the eaves)



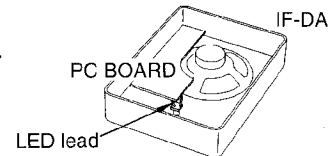
As shown, mount the MYW-CA unit to the hardware supplied. Provide a terminal board locally available, on which connect wires from main video monitor, motion detector & door station. Water-proof the junction parts of the cable, if exposed.

2 WIRING DIAGRAM



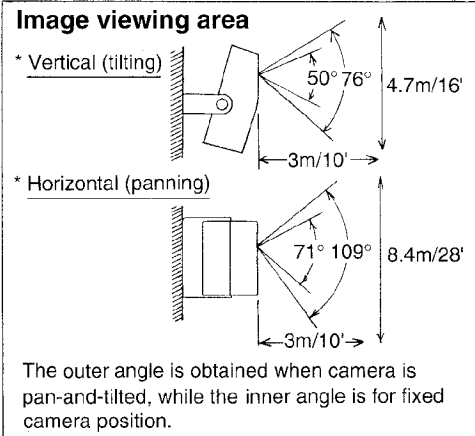
NOTES;

- When motion detector and audio door station is not installed, have each BLACK/WHITE and RED/BROWN wires insulated.
- The locator LED is lit on the IE/IF door station, only when MYW-CA is working.
To cut off the LED all the time, open the case and remove either lead from the PC board.
- In MY-1CD system, use PS-18C/D power supply when DP-600Z is installed.



3 SPECIFICATIONS

* Power source:	Supplied by main room station.
* Dimensions:	H x W x D: 163 x 121 x 52 (6-1/2" x 4-3/4" x 2")
* Weight:	Approx. 850g (1.87 lbs.) including mounting accessories
* Max. distance to object:	It is suggested to locate the MYW-CA at approx. 3m/10' distance to the viewing area, providing spotlighting illuminatin for the night.
* Image viewing area:	At 3m/10' distance; 4.7m/16' vertically 8.4m/28' horizontally captured by pan-and-tilting operation.



Opotional notes;

- * In night time, pan-and-tilting operation may cause flickering on the monitor, but this is not a unit disorder.
- * When the system with DP-600Z motion detector is powered on, it may happen that a call will be initiated by itself.
Wait for approx. 15 seconds after powered on, as the system performance can be unstable.

Aiphone Co., Ltd., Nagoya, Japan
Aiphone Corporation, Bellevue, WA, USA

COMMUNICATION SYSTEMS
AIPHONE
HOME, BUSINESS, INDUSTRY.