

HANDSET-TYPE INTERCOM

MODEL TA-1A


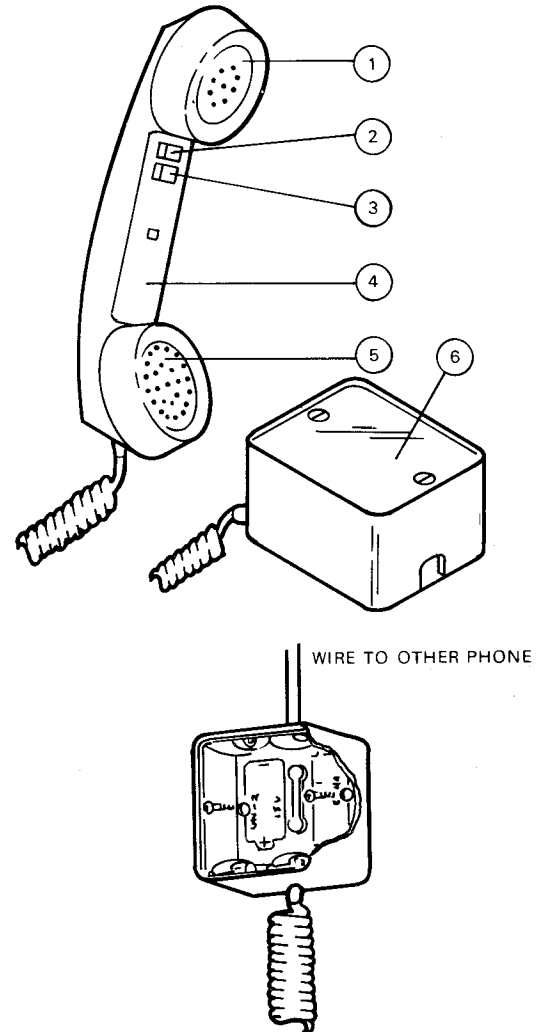
- * Handset type, simultaneous two-way communication system. Simple to use, like an ordinary telephone with hand operated "On" and "Call" buttons.
- * Excellent voice fidelity. Long distance communication for either outdoor or indoor use.
- * Electronic tone call signal.
- * Power source: Two 1½ volt "C" batteries at each station (battery compartment provided).
- * Wiring and communication range: Single pair of wire.
Select the proper wire guage to meet your requirements from the chart below.

Diameter of wire	0.65 mm	0.8 mm	19 AWG	22 AWG
Distance	20 KM	30 KM	20 miles	10 miles

- INSTRUCTIONS -

NAMES AND FUNCTIONS OF EACH STATION


- ① Ear piece.
- ② Call button (CALL). Push intermittently to call other stations.
- ③ Talk button (TALK). When the other station answers, start to talk by pushing and holding the "Talk" button.
- ④ Handset.
- ⑤ Mouthpiece.
- ⑥ Terminal box (Battery box).



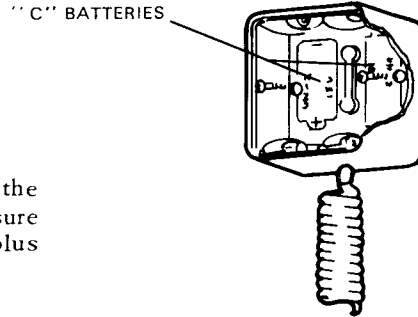
INSTALLATION

Install two-conductor cable as shown above. Non-polar phone allows connection of either wire to either terminal. Up to six phones may be installed providing common ring, common talk conversation.

Mount battery/terminal box as shown above with provided screws.



Install the handset cradle with provided screws as shown at left.



HOW TO INSERT BATTERIES

Place two 1.5 volt dry batteries (size "C", not included) in the positions where the shapes of the batteries are engraved. Be sure the batteries are so placed that their polarities match the plus and minus marks.

OPERATION

- * To call:
Momentarily depress "Call" button. Electronic tone will sound at other phone announcing call.
- * To talk and listen:
Press and hold "Talk" button for two-way conversation; DO NOT PUSH "CALL" SWITCH DURING CONVERSATION.

CLEANING YOUR INTERCOM STATIONS

- * Your Aiphone intercom stations may be cleaned with a soft cloth dampened with household cleanser, such as Mr. Clean or Fantastik.

We at AIPHONE are proud of our products. Our designers and engineers strive to bring you the finest in communication equipment. Each item has been carefully tested and inspected before leaving our factory. Properly installed and used, your Aiphone intercom system should give years of trouble-free service.

We are pleased to offer the following warranty:

WARRANTY

Aiphone warrants its products to be free from defects of material and workmanship under normal use and service for a period of one year after delivery to the ultimate user and will repair free of charge or replace at no charge, should it become defective upon which examination shall disclose to be defective and under warranty. Aiphone reserves unto itself the sole right to make the final decision whether there is a defect in materials and/or workmanship; and whether or not the product is within the warranty.

This warranty shall not apply to any Aiphone product which has been subject to misuse, neglect, accident, or to use in violation of instructions furnished, nor extended to units which have been repaired or altered outside of the factory.

This warranty does not cover batteries or damage caused by batteries used in connection with the product.

This warranty covers bench repairs only, and any repairs must be made at the shop or place designated in writing by Aiphone. Aiphone will not be responsible for any costs incurred involving on site service calls.